

DECK ATTACHMENT SHEET

This document is to remain with your plans at all times

PROJECT ADDRESS:

YES NO

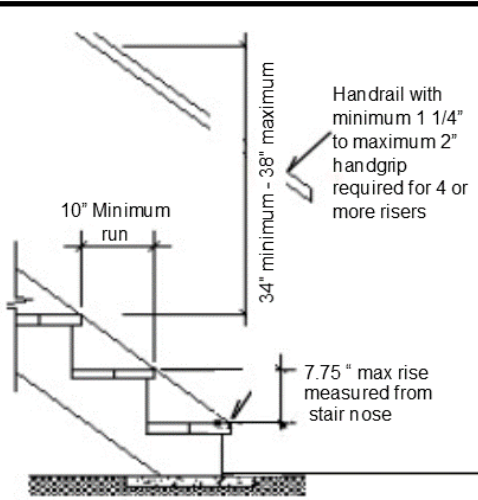
DECK DESIGN INCLUDES A SOLID COVER OR PERGOLA STYLE COVER

ELECTRICAL SERVICE AND METER LOCATION MAY BE AFFECTED BY DECK, RECOMMEND DISCUSSION WITH ELECTRICAL DEPARTMENT IF YES.

DECK SUPPORTS HOT TUB OR SPA LOADING

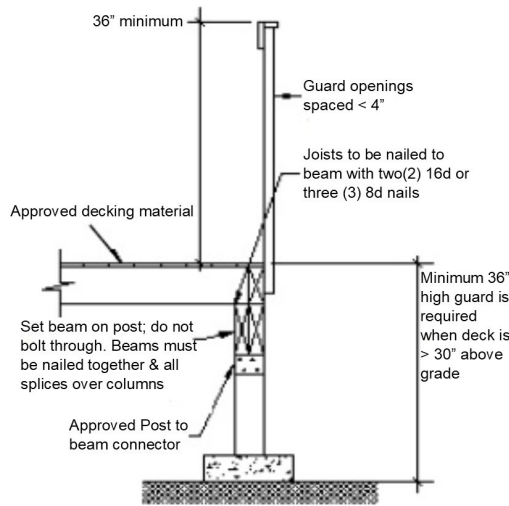
DECK IS SUPPORTED BY CANTILEVER AT HOUSE EXISTING INVERTED HANGER INSTALLATION WAS VERIFIED OR ENGINEERING WAS PROVIDED

USE LISTED JOIST HANGERS TO MATCH JOIST SIZE AND PROVIDE LISTED HARDWARE AT POST CAP AND BASE. INSTALL ALL LISTED PRODUCTS PER THE MANUFACTURER'S RECOMMENDATIONS (USP/SIMPSON/ETC..)

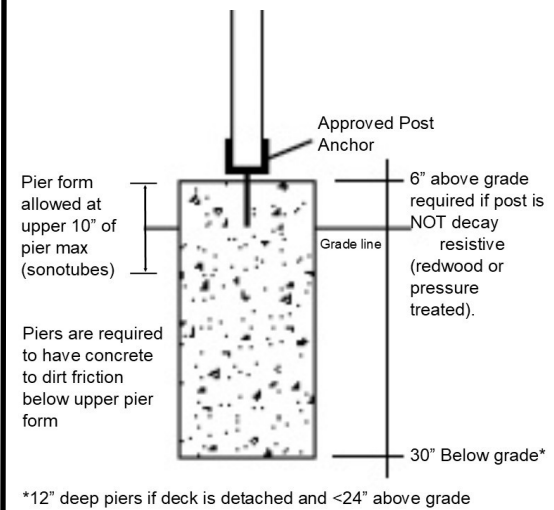


24" maximum horizontal span between PT Hem Fir stringers. Maximum 3/8" tread & rise difference

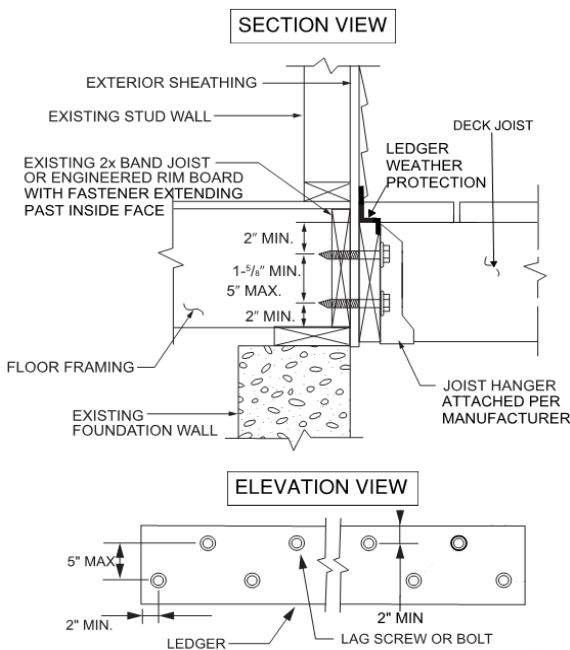
STAIR DETAILS



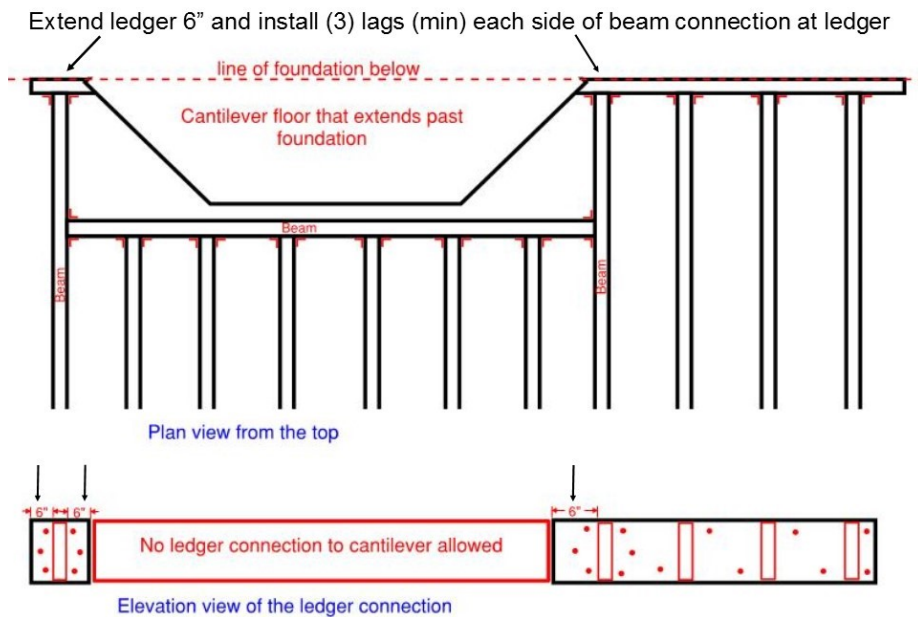
GUARD DETAILS



FOOTING DETAILS



LEDGER DETAILS



CANTILEVER DETAILS